

Fall 2025 Hospital Safety Grade Town Hall Call

The slides and recording will be posted after the presentation at:
<https://www.hospitalsafetygrade.org/for-hospitals/key-dates-and-information>

September 2025



What is the Leapfrog Hospital Safety Grade?

The Leapfrog Hospital Safety Grade is an A, B, C, D, or F letter grade reflecting how safe hospitals are for patients.

The Leapfrog Hospital Safety Grade launched in June 2012.

The Grade is issued two times per year: Spring and Fall. This fall will be the 28th release.

More information is available at www.HospitalSafetyGrade.org

Who is eligible for a Leapfrog Hospital Safety Grade?

General acute care hospitals with enough publicly reported data

- Hospitals missing measure scores for more than **6** process/structural measures OR more than **5** outcome measures or **PSI 90** do not receive a grade. A measure score for PSI 90 is required.

The Leapfrog Group is not able to calculate a Hospital Safety Grade for certain types of hospitals due to missing data:

- Critical Access Hospitals (CAH)
- Rural Emergency Hospitals (REH)
- PPS-exempt hospitals (i.e., cancer)
- VA Hospitals
- Indian Health Services
- Specialty hospitals



Measures used in the Leapfrog Hospital Safety Grade

Measure Selection Criteria

Measures are publicly-reported from national data sources, which reflect individual hospital performance, including:

- Leapfrog Hospital Survey
- Centers for Medicare and Medicaid Services data sets

Measures are endorsed or in use by a national measurement entity

Measures are linked to patient safety (“freedom from harm”)

- Directly quantifying patient safety events
- Assessing processes that lead to better outcomes
- Identified by experts as important to patient safety

Fall 2025 Process and Structural Measures

Measure Name	Primary Data Source	Reporting Period	Secondary Data Source	Reporting Period
Computerized Physician Order Entry (CPOE)	2025 Leapfrog Hospital Survey	2025	Imputation Model Applied	N/A
Bar Code Medication Administration (BCMA)	2025 Leapfrog Hospital Survey	2025	Imputation Model Applied	N/A
ICU Physician Staffing (IPS)	2025 Leapfrog Hospital Survey	2025	Imputation Model Applied	N/A
Safe Practice 1: Culture of Leadership Structures and Systems	2025 Leapfrog Hospital Survey	2025	N/A	N/A
Safe Practice 2: Culture Measurement, Feedback & Intervention	2025 Leapfrog Hospital Survey	2025	N/A	N/A
Total Nursing Care Hours per Patient Day	2025 Leapfrog Hospital Survey	01/01/2024 - 12/31/2024	N/A	N/A
Hand Hygiene	2025 Leapfrog Hospital Survey	2025	Imputation Model Applied	N/A
H-COMP-1: Nurse Communication	CMS	10/01/2023 - 09/30/2024	N/A	N/A
H-COMP-2: Doctor Communication	CMS	10/01/2023 - 09/30/2024	N/A	N/A
H-COMP-3: Staff Responsiveness	CMS	10/01/2023 - 09/30/2024	N/A	N/A
H-COMP-5: Communication about Medicines	CMS	10/01/2023 - 09/30/2024	N/A	N/A
H-COMP-6: Discharge Information	CMS	10/01/2023 - 09/30/2024	N/A	N/A

Fall 2025 Outcome Measures

Measure Name	Primary Data Source	Reporting Period	Secondary Data Source	Reporting Period
Foreign Object Retained	CMS	07/01/2022 - 06/30/2024*	N/A	N/A
Air Embolism	CMS	07/01/2022 - 06/30/2024*	N/A	N/A
Falls and Trauma	CMS	07/01/2022 - 06/30/2024*	N/A	N/A
CLABSI	2025 Leapfrog Hospital Survey	01/01/2024 - 12/31/2024	CMS	10/01/2023 - 09/30/2024
CAUTI	2025 Leapfrog Hospital Survey	01/01/2024 - 12/31/2024	CMS	10/01/2023 - 09/30/2024
SSI: Colon	2025 Leapfrog Hospital Survey	01/01/2024 - 12/31/2024	CMS	10/01/2023 - 09/30/2024
MRSA	2025 Leapfrog Hospital Survey	01/01/2024 - 12/31/2024	CMS	10/01/2023 - 09/30/2024
C. Diff.	2025 Leapfrog Hospital Survey	01/01/2024 - 12/31/2024	CMS	10/01/2023 - 09/30/2024
PSI 4: Death rate among surgical inpatients with serious treatable conditions	CMS	07/01/2021 - 06/30/2023	N/A	N/A
CMS Medicare PSI 90: Patient safety and adverse events composite*	CMS	07/01/2021 - 06/30/2023	N/A	N/A

***See the next slide for more information on the reporting period for the DRA HAC measures**

*Note: CMS calculates PSI 90 using the ten (10) component PSIs listed above. While scores for each of the 10 component PSIs are NOT used to calculate Hospital Safety Grades, they will be publicly reported on the Hospital Safety Grade [website](#).

Fall 2025 Reporting Periods: Leapfrog Hospital Survey Results

- ❑ CPOE, BCMA, IPS, the 2 NQF Safe Practices, and Hand Hygiene will be displayed as “2025.” If you submitted a Survey by August 31, 2024, these measure scores will reflect your performance on the 2025 Leapfrog Hospital Survey.
- ❑ CLABSI, CAUTI, MRSA, C. Diff, and SSI Colon will be displayed as 01/01/2024 – 12/31/2024. This data was downloaded from NHSN on August 23.

Fall 2025 Reporting Periods: CMS Data

❑ 3 HAC measures: 07/01/2022 - 06/30/2024

- ❑ **IMPORTANT NOTE:** This year, CMS was delayed and did not publish the 2025 dataset until September 4. Due to this delay, updated DRA HAC data was not available by Leapfrog's long-established Data Snapshot Date of August 31. As a result, Leapfrog did not initially include the late CMS HAC data in the fall 2025 Safety Grade Courtesy Review Period.
- ❑ In response to extensive feedback from hospitals, Leapfrog made an exception and rescored the fall 2025 Safety Grade using the updated CMS DRA HAC data. The Data Review Website was refreshed on September 23 with new DRA HAC data. Due to the change and availability of these measures scores, the preliminary means, standard deviations, and overall numerical scores for all hospitals have also changed from what was originally displayed on the Data Review website on September 17-19.

❑ HCAHPS and HAI measures: 10/01/2023 - 09/30/2024 (July 2025 Care Compare Refresh)

❑ PSI measures: 07/01/2021 - 06/30/2023 (October 2024 Care Compare Refresh)

- ❑ Data is the same as the spring 2025 Safety Grade

Imputation Model

Overview of Imputation Model

used for CPOE, BCMA, Hand Hygiene, and IPS

STEP 1: Use A Hospital's Most Recent Score on the Measure

- From past two rounds of Safety Grade (i.e., spring 2025 and fall 2024)
- Step 1 imputation has resumed for BCMA (temporarily not used in fall 2024 and spring 2025)

STEP 2: Use Imputation Point Assignment

- Point value is equivalent to receiving “Limited Achievement” on the Leapfrog Hospital Survey
- Note about IPS: Only hospitals that operate an adult or pediatric medical and/or surgical ICU or neuro ICU are eligible for Step 2 Imputation of the IPS measure.

Step 1: Impute the hospital's most recent score on the measure

If the hospital had a score assigned by Leapfrog in the previous two rounds of grades, the hospital is assigned the most recent score on that measure in the current Hospital Safety Grade.

Example of Step 1 (from fall 2025):

A hospital did not submit a 2025 Leapfrog Hospital Survey by the Data Snapshot Date. The hospital's most recent measure scores for the three measures come from the spring 2025 Hospital Safety Grade, where the hospital's scores for CPOE, HH, and IPS were assigned by Leapfrog based on their 2024 Leapfrog Survey. In spring 2025, the hospital's CPOE score was 70, Hand Hygiene was 40, and IPS score was 100. For the fall 2025 Hospital Safety Grade, the score of 70 is used for CPOE, 40 is used for Hand Hygiene and 100 is used for IPS.

Step 2: Use Imputation Point Assignment

If the hospital does not have historical data from the last two rounds (i.e., spring 2025, fall 2024) of the Safety Grade, the hospital is assigned a point value that is equivalent to receiving “Limited Achievement” for this measure on the Leapfrog Hospital Survey.

Measure	Leapfrog Hospital Survey Performance Category	Corresponding Safety Grade Measure Score
CPOE	Limited Achievement	15
BCMA	Limited Achievement	25
IPS	Limited Achievement	5
Hand Hygiene	Limited Achievement	15

Example of Step 2 (from fall 2025):

The hospital is missing scores for CPOE, BCMA, HH, and IPS because they have never submitted a Leapfrog Hospital Survey. In fact, due to missing HCAHPS measures in past rounds, they have never been eligible for a Hospital Safety Grade until this year. In fall 2025, the hospital will be assigned the scores above for the CPOE, BCMA, IPS and HH measures and will receive a Hospital Safety Grade for the first time.

Step 2: Note about IPS

Only hospitals that operate an adult or pediatric medical and/or surgical ICU or neuro ICU are eligible for Step 2 Imputation of the IPS measure.

- A hospital's ICU designation (i.e., operating a medical ICU, surgical ICU, or pediatric ICU) is determined from the number of medical, surgical and/or pediatric ICU beds reported in Worksheet S-3 Part 1 of the hospital's most recent [CMS Cost Report](#).
- If your hospital does not operate an ICU but shares a CMS Certification Number with a hospital that does, please [contact the Help Desk](#) immediately if an IPS score was imputed.



Scoring Overview

Z-Score Methodology

- Standardizes data from individual measures with different scales to allow for comparisons (e.g., a linear mean score of 90 on H-COMP-1: Nurse Communication and a CLABSI SIR of 0.870).
- Counts how many standard deviations a hospital's score on the measure is away from the mean
- Mean is set to 0
 - Negative z-score: worse than the mean
 - Zero z-score: performance is at the mean
 - Positive z-score: better than the mean

Calculating Z-Scores

Z-Scores can indicate to a hospital whether their measure score is above, below, or equal to the average hospital.

To calculate each measure's Z-Score:

- Process/structural measures:
 - $(\text{Hospital's Measure Score} - \text{Mean}) / \text{Standard Deviation}$
- Outcome Measures:
 - $(\text{Mean} - \text{Hospital Measure Score}) / \text{Standard Deviation}$

Calculating Standard Measure Weights

Each measure included in the Safety Grade is assigned a standard measure weight using four criteria:

- Strength of evidence (rating of 1 or 2)
- Opportunity (rating of 1-3), based on coefficient of variation
- Impact (rating of 1, 2, 3) based on:
 - number of patients possibly affected by the event (0, 1, 2, 3)
 - severity of harm to individual patients (1, 2, 3)
- Number of measures (number of measures equals 1 for all measures except for PSI 90 where the number of measures equals 10)

Measure Weight Score = [Evidence + (Opportunity x Impact x Number of Measures)]

Dealing with Missing Data

If a hospital is missing a measure score for any measure, the standard weight of that measure is redistributed to the other measures in the same measure domain. The new weight for each measure within the domain is calculated by re-apportioning the standard weight assigned to the measure with the missing score to other measures within the same domain.

For example, if a hospital is missing a measure score for ICU Physician Staffing because the hospital does not operate an adult or pediatric medical and/or surgical ICU, the standard weight will be re-apportioned to the remaining 11 measures within the process/structural measure domain.

To calculate the new weight of each of the remaining 11 measures in the process/structural measure domain, hospitals can use the formula below or use the Leapfrog Hospital Safety Grade Calculator ©, which can be found on the Safety Grade Review Website. Note that each domain contributes to 50% of the overall letter grade.

$$[\text{Standard measure weight} / (\text{sum of standard weights for the remaining 11 measures in the process/structural measure domain})] * 50\% = \text{updated measure weight}$$

Calculating the Overall Numerical Score

1. Multiply the z-score for each measure by the measure weight
2. Sum the weighted z-scores from step 1
3. If a measure score is missing, the weight for that measure is re-apportioned to other measures within the same domain
4. Add 3.0 to the final numerical (this step helps to avoid possible confusion with interpreting negative scores)

$$3.0 + \text{CPOE z-score} \times \text{CPOE weight} + \text{IPS z-score} \times \text{IPS weight} + \\ \text{CLABSI z-score} \times \text{CLABSI weight} \dots \text{etc.}$$

Hospital Safety Grade Calculator

Measure Domain	Measure	Enter Your Hospital's Score Here (Do NOT Leave Blanks)	Mean	Standard Deviation	Z-Score ¹		Inputs to Weighting Individual Measures ²				Weight ³		Weighted Measure Score (Modified Z-Score x Final Weight)
					Original Z-Score	Modified Z-Score	Evidence	Opportunity	Impact	Number of Component Measures	Standard Weight	Final Weight (N/A redistributes)	
Process/Structural Measures	Computerized Physician Order Entry (CPOE)		85.73	22.55	-3.8022	-3.8022	2	1.26	3	1	5.9%	5.9%	-0.2226
	Bar Code Medication Administration (BCMA)		83.21	21.58	-3.8553	-3.8553	2	1.26	3	1	5.8%	5.8%	-0.2253
	ICU Physician Staffing (IPS)		62.75	43.31	-1.4488	-1.4488	2	1.69	3	1	7.2%	7.2%	-0.1036
	Safe Practice 1: Culture of Leadership Structures and Systems		116.84	7.46	-15.6601	-5.0000	1	1.06	2	1	3.2%	3.2%	-0.1582
	Safe Practice 2: Culture Measurement, Feedback, & Intervention		116.54	12.74	-9.1489	-5.0000	1	1.11	2	1	3.3%	3.3%	-0.1628
	Safe Practice 9: Nursing Workforce		98.18	7.06	-13.9022	-5.0000	1	1.07	3	1	4.3%	4.3%	-0.2132
	Hand Hygiene		74.37	32.80	-2.2677	-2.2677	2	1.44	2	1	4.9%	4.9%	-0.1120
	H-COMP-1: Nurse Communication		91.11	2.22	-40.9906	-5.0000	1	1.02	2	1	3.1%	3.1%	-0.1542
	H-COMP-2: Doctor Communication		91.00	2.11	-43.0334	-5.0000	1	1.02	2	1	3.1%	3.1%	-0.1541
	H-COMP-3: Staff Responsiveness		84.38	3.59	-23.4927	-5.0000	1	1.04	2	1	3.1%	3.1%	-0.1560
	H-COMP-5: Communication about Medicines		77.67	3.58	-21.6805	-5.0000	1	1.05	2	1	3.1%	3.1%	-0.1564
	H-COMP-6: Discharge Information		86.52	3.30	-26.1921	-5.0000	1	1.04	2	1	3.1%	3.1%	-0.1556
Outcome Measures	Foreign Object Retained		0.02	0.06	0.2977	0.2977	1	3.00	2	1	4.3%	4.3%	0.0128
	Air Embolism		0.0004	0.004	0.1071	0.1071	1	3.00	1	1	2.5%	2.5%	0.0026
	Falls and Trauma		0.42	0.38	1.1045	1.1045	2	1.91	3	1	4.7%	4.7%	0.0523
	CLABSI		0.81	0.67	1.2035	1.2035	2	1.83	3	1	4.6%	4.6%	0.0553
	CAUTI		0.75	0.57	1.3160	1.3160	2	1.76	3	1	4.5%	4.5%	0.0587
	SSI: Colon		0.80	0.65	1.2292	1.2292	2	1.81	2	1	3.4%	3.4%	0.0424
	MRSA		0.84	0.65	1.2856	1.2856	2	1.78	3	1	4.5%	4.5%	0.0578
	C. Diff.		0.54	0.36	1.4799	1.4799	2	1.68	3	1	4.3%	4.3%	0.0638
	PSI 4: Death rate among surgical inpatients with serious treatable conditions		159.71	18.33	8.7137	8.7137	1	1.11	2	1	2.0%	2.0%	0.1725
	CMS Medicare PSI 90: Patient safety and adverse events composite		1.00	0.19	5.1983	5.1983	1	1.19	2	10	15.2%	15.2%	0.7919
Process Measure Domain Score:		Will populate after entering all data.											
Outcome Measure Domain Score:		Will populate after entering all data.											
Process/Outcome Domains - Combined Score:		Will populate after entering all data.											
Normalized Numerical Score:		Will populate after entering all data.											
Hospital Safety Grade (Letter Grade):		Will not be calculated until after the Safety Grade Review Period. Hospitals will be notified via email when the letter grades are posted.											



Important Dates and Reviewing Data

Data Snapshot Dates

The data snapshot date is the date that Leapfrog will download the data published by CMS or submitted to Leapfrog via the Hospital Survey to calculate Leapfrog Hospital Safety Grades. All data, including Leapfrog Hospital Survey Results, must be finalized by these dates:

- Spring Data Snapshot Date: January 31
- Fall Data Snapshot Date: **August 31***

The Leapfrog Hospital Safety Grade relies on publicly available data that hospitals have had the opportunity to review for accuracy. Therefore, Leapfrog **does not allow hospitals to make updates to their data following the Data Snapshot Date.**

*In response to extensive feedback from hospitals, Leapfrog made a one-time exception and rescored the fall 2025 Safety Grade using the updated CMS DRA HAC data, since this data refresh was anticipated to occur before the Data Snapshot Date (August 31). Looking ahead, Leapfrog will evaluate whether to adopt a formal policy beginning with the spring 2026 Safety Grade to address possible future CMS delays.

Prior to the Data Snapshot Date

☐ Review your Leapfrog Hospital Survey Results

- The Survey is open from April 1 to November 30 of each year. The Submission Deadline is June 30, but new submissions and corrections can be made by November 30
- Survey Results are published monthly on the [public website](#) (starting July 25). They are also available on a secure [‘Hospital Details’ Page](#) (starting July 12).
- Hospitals that identify any data entry or reporting errors are instructed to log back into the Survey to **submit a correction before the Data Snapshot Date.**
- **IMPORTANT NOTE ABOUT HAI DATA:** Leapfrog has [four NHSN data download dates](#) per Survey Cycle. We do not download NHSN data outside of these dates, so please review HAI data immediately after the initial June and October download dates.

☐ Utilize CMS preview periods

- CMS provides hospitals with a 30-day confidential preview period **before** publishing performance data at <https://data.cms.gov/provider-data>. More information is available at <https://qualitynet.org>.

Safety Grade Timeline

Following each Data Snapshot Date:

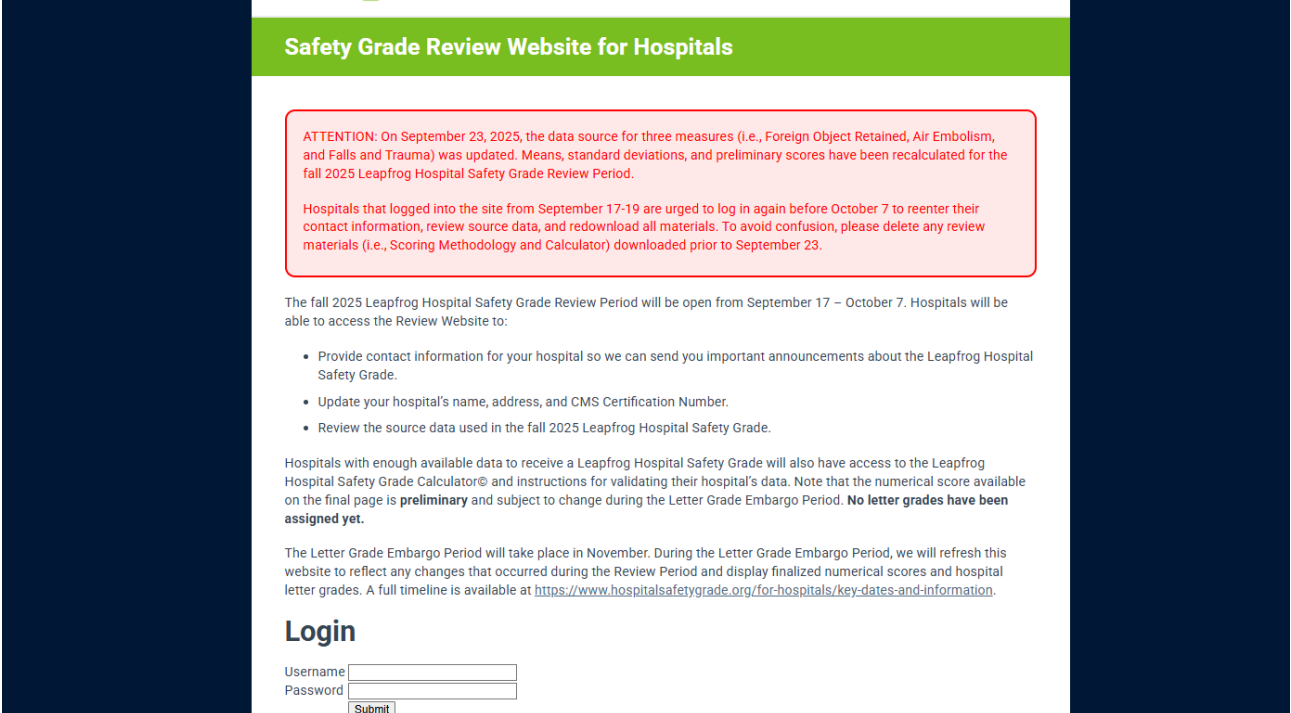
- **Courtesy Review Period**: As a courtesy to hospitals, Leapfrog will hold a Courtesy Safety Grade Review Period before the public release of each Leapfrog Hospital Safety Grade update. The Review Period is an opportunity for hospitals to review the data for accuracy (i.e., identify recording errors, hospital name and address changes, etc.) on a secure website and review changes to the scoring algorithm.
- **Free Town Hall Call**: Hospitals and other stakeholders are invited to a free Town Hall Call to hear about changes to the measures and scoring methodology, as well as details of the Courtesy Safety Grade Review Period and important deadlines.
- **Letter Grade Embargo Period**: Following the close of the Courtesy Safety Grade Review Period, Leapfrog finalizes the data and establishes letter grade cut-points. The Safety Grade Review [website](#) is refreshed, and hospitals can participate in a Letter Grade Embargo Period in which they can preview their letter grade prior to the public announcement.
- **Public Announcement**: Following the Embargo Period, Safety Grades are published on Leapfrog's public [website](#).



Courtesy Review and Letter Grade Embargo Period

Secure Website for Hospitals to Review their Safety Grade Data

- **Data Review Website:**
<http://www.HospitalSafetyGrade.org/data-review>
- Usernames and passwords are:
 - Emailed to the primary Survey contact and CEO for Leapfrog Hospital Survey participants
 - Mailed to hospital CEO's for hospitals that did not complete the most recent Leapfrog Hospital Survey
- You can also retrieve your username and password via the Help Desk.



The screenshot shows the 'Safety Grade Review Website for Hospitals' interface. At the top is a green header with the title. Below it is a red-bordered box containing two paragraphs of text. The first paragraph is an 'ATTENTION' notice about a data source update on September 23, 2025, affecting three measures and requiring a recalculation of means, standard deviations, and preliminary scores for the fall 2025 review period. The second paragraph urges hospitals that logged in from September 17-19 to log in again before October 7 to reenter their contact information, review source data, and redownload all materials to avoid confusion. Below this box, a paragraph states that the fall 2025 review period will be open from September 17 to October 7, and lists three bullet points: providing contact information, updating hospital details, and reviewing source data. Another paragraph mentions that hospitals with enough data will have access to the Leapfrog Hospital Safety Grade Calculator and instructions, but notes that the numerical score is preliminary and subject to change during the Letter Grade Embargo Period. A final paragraph explains the Letter Grade Embargo Period will take place in November and that the website will be refreshed to reflect changes. At the bottom, there is a 'Login' section with input fields for 'Username' and 'Password', and a 'Submit' button.

Safety Grade Review Website for Hospitals

ATTENTION: On September 23, 2025, the data source for three measures (i.e., Foreign Object Retained, Air Embolism, and Falls and Trauma) was updated. Means, standard deviations, and preliminary scores have been recalculated for the fall 2025 Leapfrog Hospital Safety Grade Review Period.

Hospitals that logged into the site from September 17-19 are urged to log in again before October 7 to reenter their contact information, review source data, and redownload all materials. To avoid confusion, please delete any review materials (i.e., Scoring Methodology and Calculator) downloaded prior to September 23.

The fall 2025 Leapfrog Hospital Safety Grade Review Period will be open from September 17 – October 7. Hospitals will be able to access the Review Website to:

- Provide contact information for your hospital so we can send you important announcements about the Leapfrog Hospital Safety Grade.
- Update your hospital's name, address, and CMS Certification Number.
- Review the source data used in the fall 2025 Leapfrog Hospital Safety Grade.

Hospitals with enough available data to receive a Leapfrog Hospital Safety Grade will also have access to the Leapfrog Hospital Safety Grade Calculator® and instructions for validating their hospital's data. Note that the numerical score available on the final page is **preliminary** and subject to change during the Letter Grade Embargo Period. **No letter grades have been assigned yet.**

The Letter Grade Embargo Period will take place in November. During the Letter Grade Embargo Period, we will refresh this website to reflect any changes that occurred during the Review Period and display finalized numerical scores and hospital letter grades. A full timeline is available at <https://www.hospitalafetygrade.org/for-hospitals/key-dates-and-information>.

Login

Username

Password

Fall 2025 Courtesy Review Period (Sep. 17 - Oct. 7)

- Hospitals that were not graded due to missing data are now able to login to see what measures are missing.

The Review Website was refreshed on September 23: Hospitals that accessed the site prior to September 23 are urged to log back in to:

- Reenter their contact information,
- Review source data, and
- Redownload all materials by October 7.

To avoid confusion, please delete any review materials (i.e., Scoring Methodology and Calculator) downloaded prior to September 23. Additional information about the data update is below.

Contact Information

*Is the hospital name and address displayed above correct?

- ☒ Info above is correct
☐ Info above is NOT correct

*Is the hospital's CMS Certification Number (CCN) **01-0139** correct?

- ☒ CCN is correct
☐ CCN is NOT correct (If the CCN is not correct, please [contact the Help Desk](#) immediately.)

CEO First Name

CEO Last Name

CEO Email Address

Contact First Name

Contact Last Name

Contact Title

Contact Email Address

Contact Phone Number

Source Data

Safety Grade Review Website for Hospitals

Hospital Source Data

Information About Source Data

The information in the table below represents your hospital's performance on 19 of the 22 measures used in the Hospital Safety Grade as of August 31, 2025 (the [Data Snapshot Date](#)). Data for three of the measures (Foreign Object Retained, Air Embolism, and Falls and Trauma) was downloaded on September 19, 2025. Please review this information to ensure that Leapfrog recorded the correct measure score from each publicly available data source.

On the following page, you will be able to preview your hospital's preliminary numerical score. Information that you will need to complete the review process is available in the following documents:

- [Review Instructions and Scoring Methodology](#)
- [Fall 2025 Hospital Safety Grade Calculator](#)

Hospitals and other stakeholders are invited to a free Town Hall Call on September 26 at 2 PM ET to review the measures and scoring methodology, as well as details of the Courtesy Safety Grade Review Period and important deadlines. The Town Hall Call includes a 40-minute presentation and a 20-minute Q&A session. [Register here](#).

Source Data

***Trim value:** The measure score has been trimmed to the 99th percentile. Refer to A Note About Extreme Values in the [Review Instructions and Scoring Methodology](#).

****Imputed score:** The measure score has been imputed using historical data or by assigning a score to reflect the lack of information available. Refer to Using Secondary Data Sources in the [Review Instructions and Scoring Methodology](#).

Name of the Measure	Type of Measure	Data Source/Links	Reporting Period	Measure Score
Computerized Physician Order Entry (CPOE)	Structure/ Process	Assigned Score Due to Missing	Not Applicable	15**
Bar Code Medication Administration (BCMA)	Structure/ Process	Assigned Score Due to Missing	Not Applicable	25**
ICU Physician Staffing (IPS)	Structure/ Process	CMS Cost Report	Not Applicable	5**



PSI 90 Components – NOT used in scoring

PSI 90 Components

CMS calculates PSI 90 using the ten (10) component PSIs that are listed in the table below. While the scores for each of the component PSIs will NOT be used to calculate the Hospital Safety Grades, they will be publicly reported on the Hospital Safety Grade [website](#). To verify your hospital's PSI 90 Component scores, use the text links in the Data Source/Links column.

Component PSI	Data Source/Links	Reporting Period	Component Score (not used in numerical score)
PSI 3: Pressure ulcer rate	CMS	07/01/2021 - 06/30/2023	0.41
PSI 6: Iatrogenic pneumothorax rate	CMS	07/01/2021 - 06/30/2023	0.30
PSI 8: In-hospital fall with hip fracture rate	CMS	07/01/2021 - 06/30/2023	0.24
PSI 9: Postoperative hemorrhage or hematoma rate	CMS	07/01/2021 - 06/30/2023	2.89

What if the Measure Score Doesn't Match the Public Report?

Hospitals should double check the following information **before** contacting the [Help Desk](#):

- **Data source** - the data source listed on the Safety Grade Review Website is what you are referring to when verifying your measure score. You should be using the direct links provided in your Source Data table. For example, if Leapfrog Hospital Survey is listed as the data source for the HAI measures, and you are referring to the CMS HAI data when verifying your measure score, it will not match because that data was not used.
- **Measure** - the measure listed on the Safety Grade Review Website is what you are referring to when verifying your measure score.
- **Reporting period** - the reporting period listed on the Safety Grade Review Website is what you are referring to when verifying your measure score.

When you contact the Help Desk about a potential discrepancy, you must include a copy of the public report or a screenshot that shows a different score for the measure. Please be sure the data source, measure name, and reporting period are visible in the screen shot. If we find a recording error, we will update the measure score and numerical score before assigning a Letter Grade. You will see an updated numerical score during the Letter Grade Embargo Period.

Discrepancies must be reported during the Courtesy Review Period.

Preview Preliminary Numerical Score

Remember that the numerical scores posted during the Safety Grade Review Period are **preliminary** as changes do occur during the Safety Grade Review Period.

Final numerical scores will be posted, along with the letter grade, at least two weeks prior to the public announcement.

Hospitals will be alerted via an email sent to the addresses provided in the Contact and Reviewer Information fields.

My Score	My Letter Grade
2.9636	TBD
More Information	
Hospital Safety Grade Methodology (1 PDF file)	
Hospital Safety Grade Calculator (1 Excel file)	
Changes in Measure Weights (1 PDF file)	

Hospital Safety Grade Calculator

September 2025 (UPDATED SEPTEMBER 23, 2025)

Please ensure you are using the right calculator

Measure Domain	Measure	Enter Your Hospital's Score Here (Do NOT Leave Blanks)	Mean	Standard Deviation	Z-Score ¹		Inputs to Weighting Individual Measures ²				Weight ³		Weighted Measure Score (Modified Z-Score x Final Weight)
					Original Z-Score	Modified Z-Score	Evidence	Opportunity	Impact	Number of Component Measures ⁴	Standard Weight	Final Weight (N/A redistributes)	
Process/Structural Measures	Computerized Physician Order Entry (CPOE)		82.24	32.68	-2.5163	-2.5163	2	1.40	3	1	6.1%	6.1%	-0.1542
	Bar Code Medication Administration (BCMA)		85.15	28.59	-2.9786	-2.9786	2	1.34	3	1	5.9%	5.9%	-0.1770
	ICU Physician Staffing (IPS)		67.85	42.86	-1.5832	-1.5832	2	1.63	3	1	6.8%	6.8%	-0.1080
	Safe Practice 1: Culture of Leadership Structures and Systems		117.59	6.98	-16.8345	-5.0000	1	1.06	2	1	3.1%	3.1%	-0.1543
	Safe Practice 2: Culture Measurement, Feedback, & Intervention		117.26	13.36	-8.7790	-5.0000	1	1.11	2	1	3.2%	3.2%	-0.1597
	Total Nursing Care Hours per Patient Day		79.07	30.64	-2.5806	-2.5806	2	1.39	2	1	4.7%	4.7%	-0.1219
	Hand Hygiene		76.75	35.31	-2.1737	-2.1737	2	1.46	2	1	4.9%	4.9%	-0.1058
	H-COMP-1: Nurse Communication		90.37	2.42	-37.3475	-5.0000	1	1.03	2	1	3.0%	3.0%	-0.1511
	H-COMP-2: Doctor Communication		89.99	2.38	-37.7496	-5.0000	1	1.03	2	1	3.0%	3.0%	-0.1510
	H-COMP-3: Staff Responsiveness		81.81	4.26	-19.2166	-5.0000	1	1.05	2	1	3.1%	3.1%	-0.1536
Outcome Measures	H-COMP-5: Communication about Medicines		74.64	3.95	-18.9029	-5.0000	1	1.05	2	1	3.1%	3.1%	-0.1536
	H-COMP-6: Discharge Information		85.48	3.58	-23.9037	-5.0000	1	1.04	2	1	3.1%	3.1%	-0.1525
	Foreign Object Retained		0.011	0.04	0.2679	0.2679	1	3.00	2	1	4.2%	4.2%	0.0113
	Air Embolism		0.001	0.01	0.0908	0.0908	1	3.00	1	1	2.4%	2.4%	0.0022
	Falls and Trauma		0.339	0.37	0.9219	0.9219	2	2.08	3	1	5.0%	5.0%	0.0457
	CLABSI		0.585	0.50	1.1737	1.1737	2	1.85	3	1	4.5%	4.5%	0.0532
	CAUTI		0.521	0.48	1.0842	1.0842	2	1.92	3	1	4.7%	4.7%	0.0506
	SSI: Colon		0.856	0.69	1.2372	1.2372	2	1.81	2	1	3.4%	3.4%	0.0417
	MRSA		0.688	0.56	1.2230	1.2230	2	1.82	3	1	4.5%	4.5%	0.0547
	C. Diff.		0.369	0.30	1.2178	1.2178	2	1.82	3	1	4.5%	4.5%	0.0546
Summary	PSI 4: Death rate among surgical inpatients with serious treatable		177.42	24.06	7.3752	7.3752	1	1.14	2	1	2.0%	2.0%	0.1449
	CMS Medicare PSI 90: Patient safety and adverse events composite		1.00	0.20	5.1337	5.1337	1	1.19	2	10	14.9%	14.9%	0.7674
Process Measure Domain Score:		Will populate after entering all data.											
Outcome Measure Domain Score:		Will populate after entering all data.											
Process/Outcome Domains - Combined Score:		Will populate after entering all data.											
Normalized Numerical Score:		Will populate after entering all data.											
Hospital Safety Grade (Letter Grade):		Will not be calculated until after the Safety Grade Review Period. Hospitals will be notified via email when the letter grades are posted.											



Public Reporting

*Screenshots taken from Safety Grade website
reflect spring 2025 Safety Grades*

HospitalSafetyGrade.org

LEAPFROG
HOSPITAL
SAFETY GRADE

[What is
Patient Safety?](#)[Your Hospital's
Safety Grade](#)[What You Can Do
to Stay Safe](#)[For Hospitals](#)[Licensure
& Permissions](#)[About
Our Movement](#)

A program of
THE LEAPFROG GROUP


A

B

C

D

F



How Safe is Your Hospital?

Search below to find the spring 2025 Leapfrog Hospital Safety Grade of your general hospital.

Search By City/State

City

- Choose -

[Use My Location](#)

Search

Platinum
Transparency
2025

Candid.

Leapfrog Earns 2025 Candid
Seal of Transparency

Spring 2025 Hospital Safety Grades Now
Live!

Use the search above to see how your local
hospital scored.

Call for Comments on Planned Updates to
the 2026 and 2027 Methodology

THE LEAPFROG GROUP
Giant Leaps for Patient Safety

© The Leapfrog Group 2025

39

Search by Hospital Name and Location

How Safe is Your Hospital?


Search By City/State

20 Recent Searches

Hospital Matches


44 hospitals matching Boston, MA

Sort by



Hospital Grades and Measure Scores

This Hospital's Grade



Mount Auburn Hospital

330 Mount Auburn Street
Cambridge, MA 02138
[Map and Directions](#)

[View this hospital's Leapfrog Hospital Survey Results](#)

▼ [Hide Recent Past Grades](#)

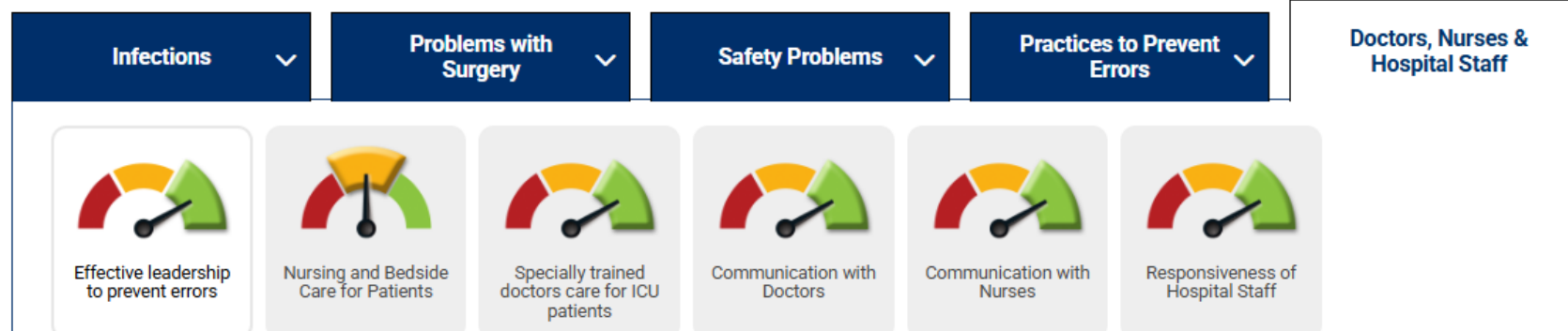


[More about past grades](#)

[Detailed table view](#)


NEW [Order 2½ years of detailed scoring for this hospital for \\$2.95](#)

Learn how to use the Leapfrog Hospital Safety Grade



Detailed Table View

This Hospital's Grade



Massachusetts General Hospital

55 Fruit Street
Boston, MA 02114
[Map and Directions](#)

Outcomes measures include errors, accidents, and injuries that this hospital has publicly reported.

Measure	The Hospital's Score	Worst Performing Hospital	Avg. Performing Hospital	Best Performing Hospital	Data Source	Time Period Covered
Dangerous object left in patient's body What's This?	0.000	0.327	0.014	0.000	CMS	07/01/2021 - 06/30/2023
Air or gas bubble in the blood What's This?	0.000	2.890	0.002	0.000	CMS	07/01/2021 - 06/30/2023
Patient falls and injuries What's This?	0.199	1.926	0.384	0.000	CMS	07/01/2021 - 06/30/2023
Infection in the blood What's This?	0.552	2.782	0.651	0.000	2024 Leapfrog Hospital Survey	07/01/2023 - 06/30/2024
Infection in the urinary tract What's This?	0.579	2.512	0.540	0.000	2024 Leapfrog Hospital Survey	07/01/2023 - 06/30/2024
Surgical site infection after colon surgery What's This?	0.838	3.094	0.831	0.000	2024 Leapfrog Hospital Survey	07/01/2023 - 06/30/2024
MRSA Infection What's This?	0.691	2.850	0.719	0.000	2024 Leapfrog Hospital Survey	07/01/2023 - 06/30/2024
C. diff. Infection What's This?	0.804	1.607	0.401	0.000	2024 Leapfrog Hospital Survey	07/01/2023 - 06/30/2024

Not Graded



Back to Results



This Hospital's Grade

NOT GRADED

NG

SPRING 2025

Banner Fort Collins Medical Center

4700 Lady Moon Drive
Fort Collins, CO 80528
[Map and Directions](#)

[View this hospital's Leapfrog Hospital Survey Results](#)

▼ [Hide Recent Past Grades](#)



Important Dates for Fall 2025

August 31 - Data Snapshot Date*

Sept. 17 - Oct. 7- Courtesy Hospital Safety Grade Review Period

September 26- Hospital Safety Grade Town Hall Call

November – One-week Letter Grade Embargo Period

November - Letter grades will be published at www.HospitalSafetyGrade.org

***DRA HAC data was downloaded on September 19th, 2025, as a one-time exception**

For more information about important dates, visit <https://www.hospitalsafetygrade.org/for-hospitals/key-dates-and-information>

Public Comment Period: Planned Updates to the 2026 and 2027 Leapfrog Hospital Safety Grade Methodology

Leapfrog is seeking public comments on proposed updates to the 2026 and 2027 Hospital Safety Grade methodology. These changes will **not** affect the Fall 2025 Safety Grade.

Comments may be submitted through **October 14, 2025**. [Click here](#) to download and review the proposed updates. Final methodology updates and responses to public comments will be published by **December 1, 2025**.

Summary

- **Spring and Fall 2026:**
 - CMS' temporary removal of Staff Responsiveness. Leapfrog requests comment on a temporary scoring methodology change to address the absence of Staff Responsiveness (H-COMP-3) for the spring 2026 and fall 2026 Safety Grade cycles.
- **Starting Spring 2027:**
 - CMS' permanent removal of PSI 4: Leapfrog will remove PSI 4 and add Failure-to-Rescue to the Safety Grade Methodology
 - NHSN update to the SIR model: HAI measures will likely be calculated using the NHSN 2022 baseline

More Information Regarding the Hospital Safety Grade

- Leapfrog Help Desk: <https://leapfroghelpdesk.zendesk.com>
- Hospital Safety Grade Website: www.HospitalSafetyGrade.org